

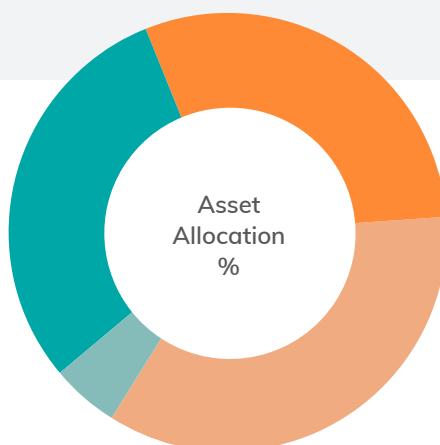
Moderate

This portfolio is suitable for clients who are focused on accumulating their wealth over the **medium term (6-7 years)** and are willing and able to take **moderate risks**. The portfolio invests in Developed and Emergingmarket equities, and mostly Investment-grade Government and Corporate bonds with maturities ranging from 0 -10 years.

Risk/Return 

Equities 40%

- Global Core Equity Fund 35
- EM Large Cap Core Equity Fund 5



60% Fixed Income

- Global Core Fixed Income Fund 30
- Global Short Fixed Income Fund 30

PERFORMANCE

Cumulative			Annualised		
1 Month	3 Months	6 Months	1 Year	2 Years	Since Inception
-4.24%	-7.47%	-12.02%	-10.75%	1.70%	4.07%

BEST AND WORST 12-MONTH RETURNS

Worst	Average	Best
-10.75%	+6.54%	+21.45%

Portfolio Details - Equities Component

Number of companies: 9,385

TOP 10 HOLDINGS

Apple Inc	2.58%	Johnson & Johnson	0.55%
Microsoft Corp	2.18%	Berkshire Hathaway Inc	0.47%
Amazon Inc	1.06%	Taiwan Semiconductor Manu. Co Ltd	0.44%
Alphabet Inc	1.00%	Exxon Mobile Corp	0.40%
Meta Platforms Inc	0.62%	Abbvie Inc	0.40%

Source: Dimensional Fund Advisor. Data accurate as of: 30 Jun 2022

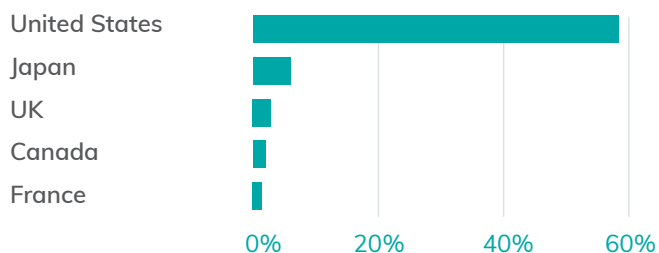
Past Performance is not indicative of future performance. Returns are gross of advisory fees and it is assumed that the portfolio is rebalanced half yearly. Returns less than 1 year are cumulative while returns 1 year onwards are annualised. Inception date of portfolio considered to be May 2019.

EQUITIES ALLOCATION %

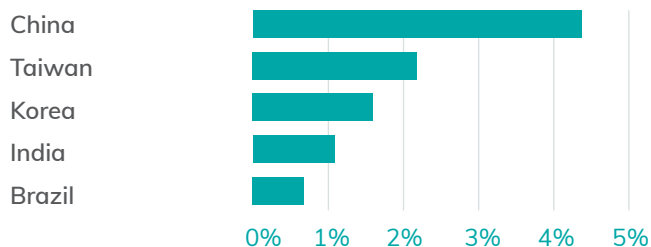
Developed Markets (DM) 88

Emerging Markets (EM) 12

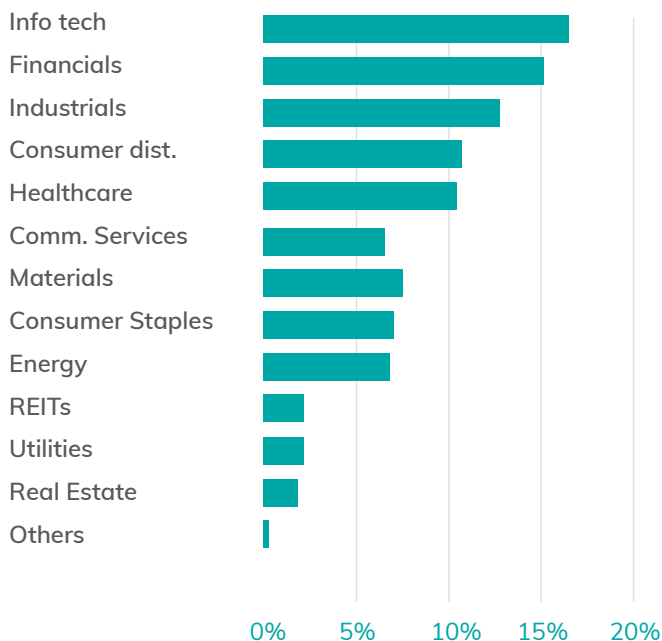
TOP 5 COUNTRY ALLOCATIONS (DM)



TOP 5 COUNTRY ALLOCATIONS (EM)



SECTOR ALLOCATIONS

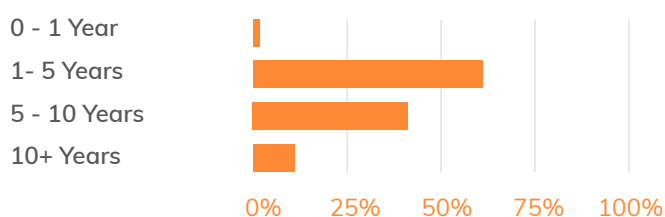


Portfolio Details - Fixed Income Component

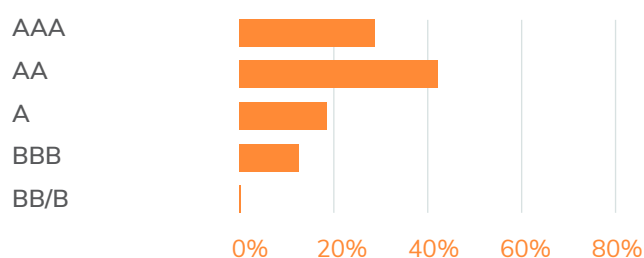
Number of Holdings: 715

Average Maturity: 5.74 Years

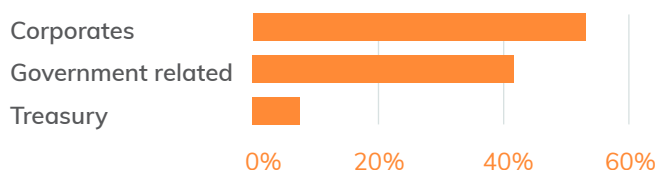
ALLOCATION BY MATURITY



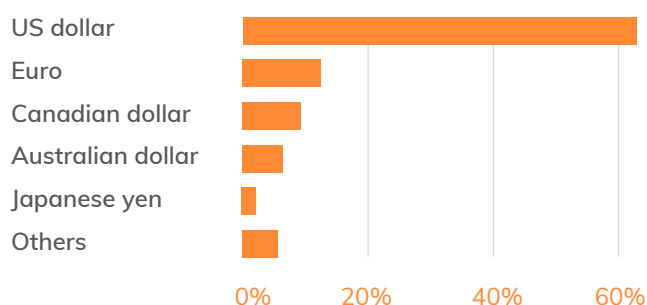
ALLOCATION BY CREDIT RATING



ALLOCATION BY SECTOR



ALLOCATION BY CURRENCY OF ISSUE



Source: Dimensional Fund Advisor. Data accurate as of: 30 Jun 2022