

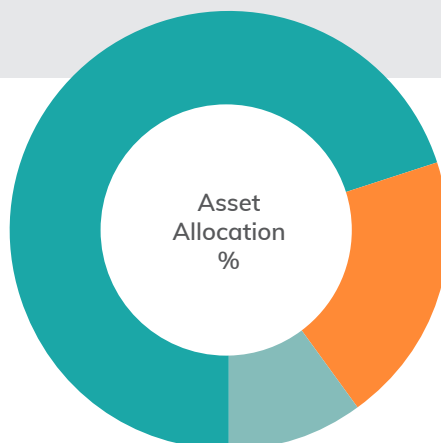
Growth

This portfolio is suitable for clients who are focused on accumulating their wealth over the **long term (12 to 14 years)** and are willing and able to take **high risk**. The portfolio invests in Developed and Emerging market equities and mostly Investment-grade Government and Corporate bonds with maturities ranging from 1-10 years.



Equities 80%

- Global Core Equity Fund 70
- EM Large Cap Core Equity Fund 10



20% Fixed Income

- Global Core Fixed Income Fund 20

PERFORMANCE

	Cumulative			Annualised		
	1 Month	3 Months	6 Months	1 Year	2 Years	Since Inception
	-6.73%	-4.23%	-14.97%	-15.21%	3.12%	3.29%

BEST AND WORST 12-MONTH RETURNS

Worst	Average	Best
-15.21%	+10.46%	+42.80%

Portfolio Details - Equities Component

Number of companies: 9,349

TOP 10 HOLDINGS

Apple Inc	2.76%	Johnson & Johnson	0.51%
Microsoft Corp	2.26%	Berkshire Hathaway Inc	0.51%
Alphabet Inc	1.39%	Taiwan Semiconductor Manu. Co Ltd	0.48%
Amazon Inc	1.22%	Pfizer Inc	0.44%
Meta Platforms Inc	0.58%	Exxon Mobile Corp	0.43%

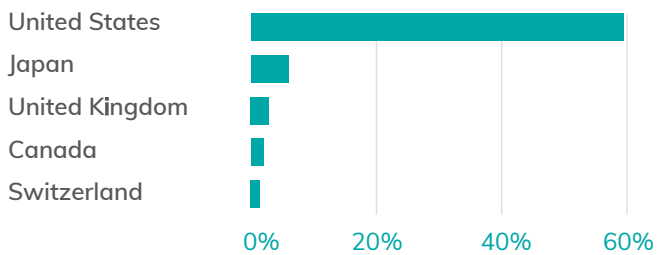
Source: Dimensional Fund Advisor. Data accurate as of: 30 Sep 2022

Past Performance is not indicative of future performance. Returns are gross of advisory fees and it is assumed that the portfolio is rebalanced half yearly. Returns less than 1 year are cumulative while returns 1 year onwards are annualised. Inception date of portfolio considered to be May 2019.

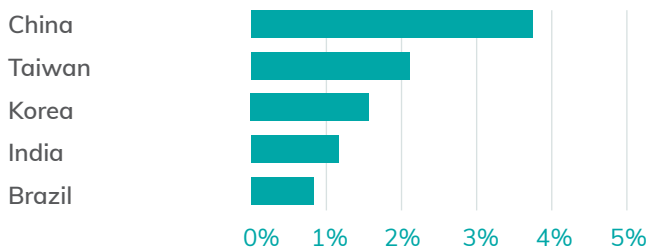
EQUITIES ALLOCATION %

Developed Markets (DM) **88** Emerging Markets (EM) **12**

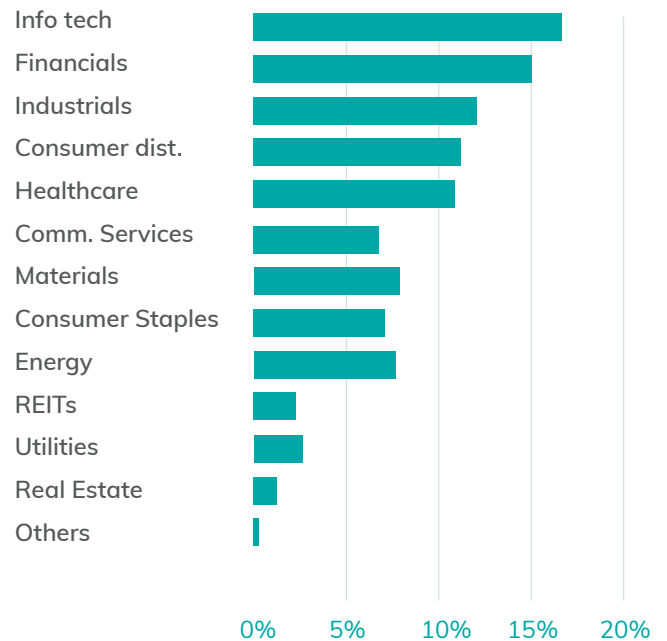
TOP 5 COUNTRY ALLOCATIONS (DM)



TOP 5 COUNTRY ALLOCATIONS (EM)



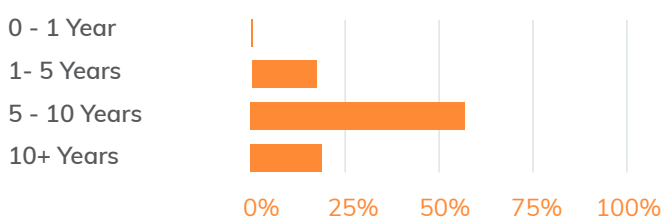
SECTOR ALLOCATIONS



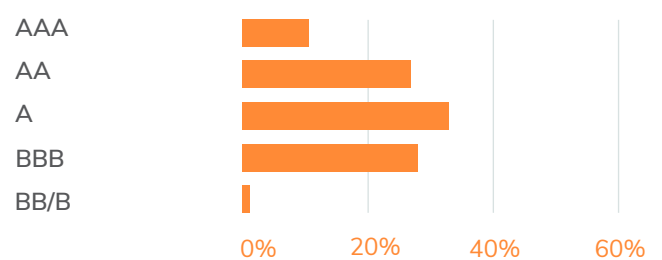
Portfolio Details - Fixed Income Component

Number of Holdings: 507 Average Maturity: 8.31 Years

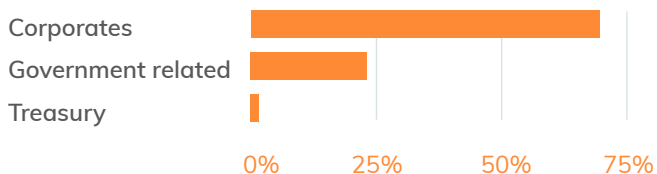
ALLOCATION BY MATURITY



ALLOCATION BY CREDIT RATING



ALLOCATION BY SECTOR



ALLOCATION BY CURRENCY OF ISSUE

