

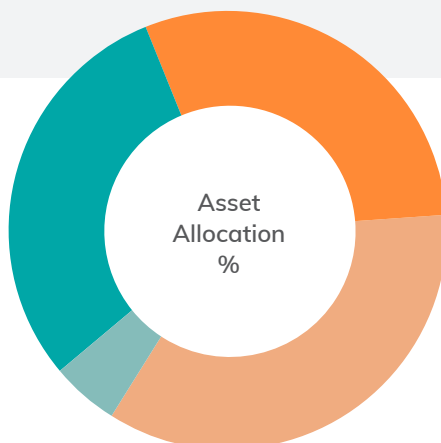
# Moderate

This portfolio is suitable for clients who are focused on accumulating their wealth over the **medium term (6-7 years)** and are willing and able to take **moderate risks**. The portfolio invests in Developed and Emergingmarket equities, and mostly Investment-grade Government and Corporate bonds with maturities ranging from 0 -10 years.



## Equities 40%

- Global Core Equity Fund 35
- EM Large Cap Core Equity Fund 5



## 60% Fixed Income

- Global Core Fixed Income Fund 30
- Global Short Fixed Income Fund 30

### PERFORMANCE

Cumulative			Annualised		
1 Month	3 Months	6 Months	1 Year	2 Years	Since Inception
-4.69%	-3.49%	-10.70%	-13.57%	-1.39%	0.15%

### BEST AND WORST 12-MONTH RETURNS

Worst -13.57%	Average +5.00%	Best +21.45%
------------------	-------------------	-----------------

## Portfolio Details - Equities Component

Number of companies: 9,349

### TOP 10 HOLDINGS

Apple Inc	2.76%	Johnson & Johnson	0.51%
Microsoft Corp	2.26%	Berkshire Hathaway Inc	0.51%
Alphabet Inc	1.39%	Taiwan Semiconductor Manu. Co Ltd	0.48%
Amazon Inc	1.22%	Pfizer Inc	0.44%
Meta Platforms Inc	0.58%	Exxon Mobile Corp	0.43%

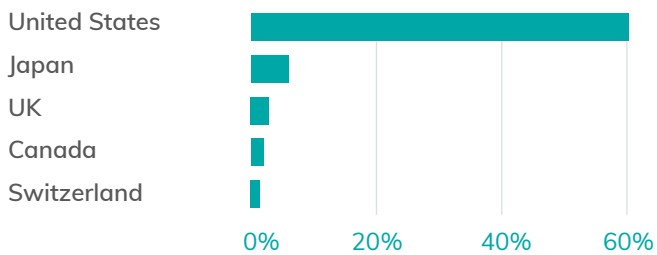
Source: Dimensional Fund Advisor. Data accurate as of: 30 Sep 2022

Past Performance is not indicative of future performance. Returns are gross of advisory fees and it is assumed that the portfolio is rebalanced half yearly. Returns less than 1 year are cumulative while returns 1 year onwards are annualised. Inception date of portfolio considered to be May 2019.

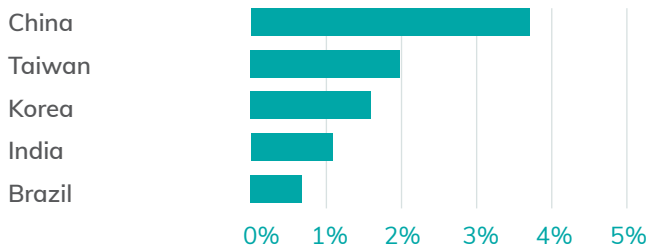
## EQUITIES ALLOCATION %

Developed Markets (DM) **88** Emerging Markets (EM) **12**

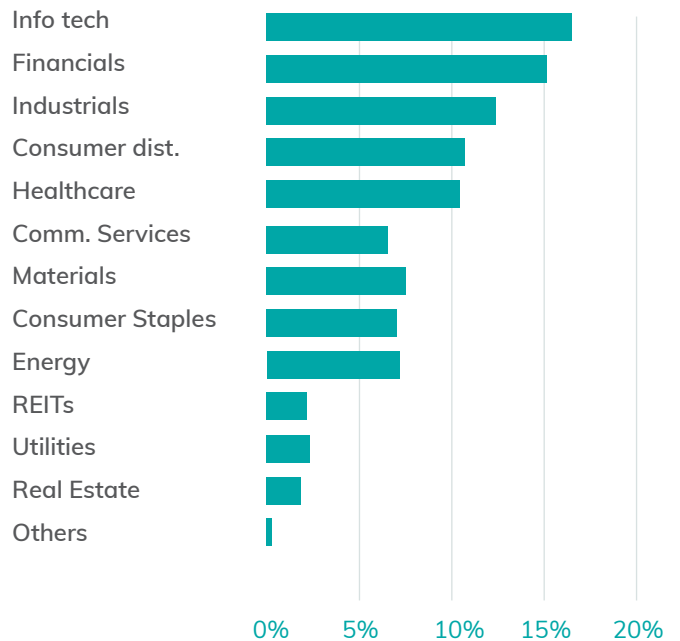
### TOP 5 COUNTRY ALLOCATIONS (DM)



### TOP 5 COUNTRY ALLOCATIONS (EM)



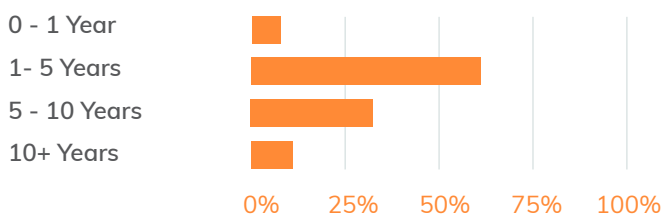
### SECTOR ALLOCATIONS



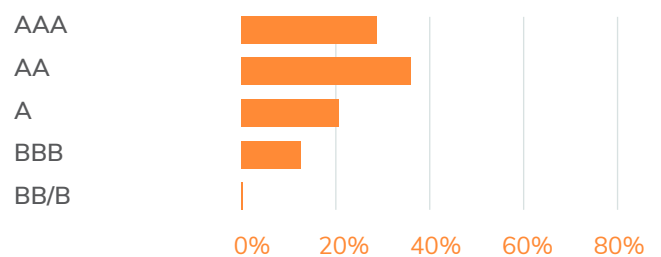
## Portfolio Details - Fixed Income Component

Number of Holdings: 754 Average Maturity: 5.31 Years

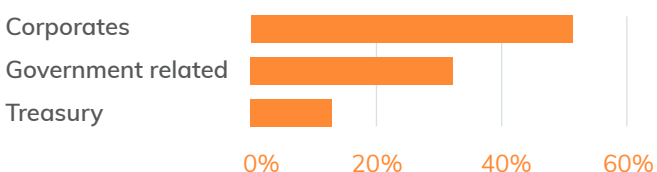
### ALLOCATION BY MATURITY



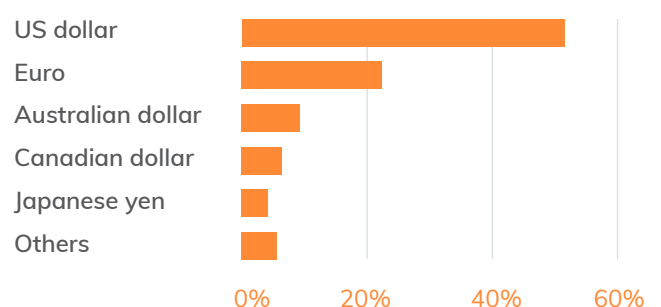
### ALLOCATION BY CREDIT RATING



### ALLOCATION BY SECTOR



### ALLOCATION BY CURRENCY OF ISSUE



Source: Dimensional Fund Advisor. Data accurate as of: 30 Sep 2022