

Equity

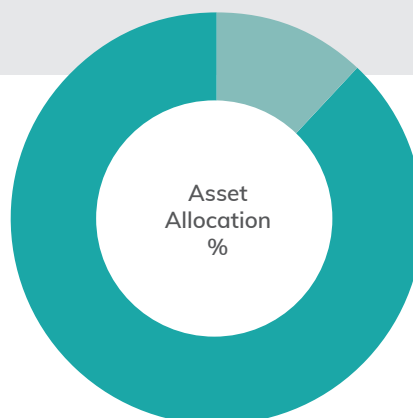
Risk/Return



This portfolio is suitable for clients who are focused on accumulating their wealth over the **long-term (15 years or longer)** and are willing and able to take **high risks**. The portfolio invests in Developed and Emerging Market equities with no allocation to fixed income. This portfolio is suitable for those who want high returns at the expense of significant short-term volatility.

Equities 100%

- Global Core Equity Fund 88
- EM Large Cap Core Equity Fund 12



PERFORMANCE

Cumulative			Annualised		
1 Month	3 Months	6 Months	1 Year	2 Years	Since Inception
6.20%	6.11%	11.53%	11.45%	-0.65%	7.34%

BEST AND WORST 12-MONTH RETURNS

Worst	Average	Best
-15.67%	+9.17%	+53.75%

Portfolio Details - Equities Component

Number of companies: 9,390

TOP 10 HOLDINGS

Apple	3.24%	Johnson & Johnson	0.65%
Microsoft Corp	2.51%	Amazon.com Inc	0.63%
Alphabet Inc	1.23%	Chevron Corp	0.56%
Exxon Mobil Corp	0.92%	Berkshire Hathaway Inc	0.54%
Meta Platforms Inc	0.66%	Taiwan Semiconductor Manufacturing Co Ltd	0.54%

Source: Dimensional Fund Advisor. Data accurate as of: 30 Jun 2023

Past Performance is not indicative of future performance. Returns are gross of advisory fees and it is assumed that the portfolio is rebalanced half yearly. Returns less than 1 year are cumulative while returns 1 year onwards are annualised. Inception date of portfolio considered to be May 2019.

EQUITIES ALLOCATION %

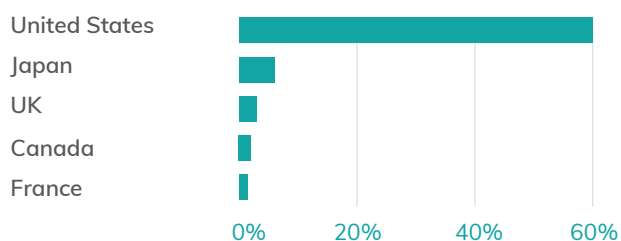
Developed Markets (DM)

88

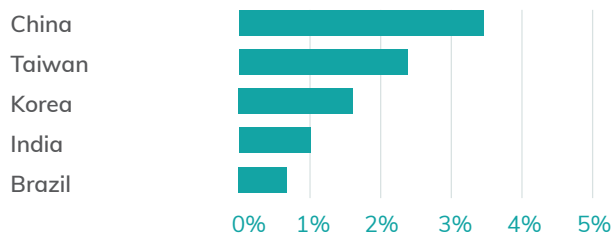
Emerging Markets (EM)

12

TOP 5 COUNTRY ALLOCATIONS (DM)



TOP 5 COUNTRY ALLOCATIONS (EM)



SECTOR ALLOCATIONS

